

Windows

GOOD OLD-FASHIONED VALUES, A PROFESSIONAL BUT PERSONAL SERVICE AND A COMMITMENT TO TOTAL QUALITY IS WHAT SETS CLOCH DOUBLE GLAZING APART – QUALITY PRODUCTS, QUALITY INSTALLATION, QUALITY SERVICE.

Owned and managed by Archie Harwood, Cloch is a family run business which has been supplying and installing the highest quality window and door products to customers in the Inverclyde and surrounding areas for over 30 years.

At Cloch Double Glazing, we guarantee you'll get quality products, attention to detail, great prices and a dedicated sales and customer support team to assist you with all your requirements from your first visit to project completion.



CONTENTS

| | |
|-------------------|---------|
| Introduction | 02 |
| Innovation | 04 - 05 |
| Energy Efficiency | 06 - 07 |
| Safety & Security | 08 - 09 |
| Finish & Colours | 10 - 11 |
| Sustainability | 12 - 13 |
| Product Range | 14 - 15 |

15 YEAR GUARANTEE

Inliten products offer the highest standards in quality and performance. We are pleased to offer an exclusive 15 year performance guarantee on all Inliten profile and products, including white and foil laminate colours.

'A' RATINGS AS STANDARD

Inliten products are thermally efficient by design; multi-chambers within the profile, combined with energy efficient glazing, reduces both heat loss and home heating bills. All Inliten double glazed casement windows achieve "A" ratings as standard.

COLOUR RANGE

Inliten products are fully sculptured, giving a shaped and curved appearance for extra character. Personalise your Inliten windows and doors with a traditional grain-effect foil, or a sleek and smooth spray-painted RAL colour finish.

0.8 U-VALUES

For maximum thermal efficiency, select our high-performance triple glazed windows. Featuring Soft Coat Xtra glass and Argon gas fill, Inliten triple glazed windows achieve whole window U-values as low as 0.8 W/m²K.

'SECURED BY DESIGN'

Inliten products are strong and durable by design. Advanced locking systems are fitted to our all products, ensuring your home is kept safe and secure. Inliten products meet the requirements of 'Secured by Design'.

SUSTAINABILITY

Inliten products have been designed to meet the sustainability demands of the current climate without compromising on quality or performance. Our advanced recycling and manufacturing process eliminates material wastage by up to 55 tonnes per week.

INNOVATION

WITH QUALITY AND INNOVATION AT THE CORE OF OUR BUSINESS, WE ARE PLEASED TO OFFER CUSTOMERS A PRODUCT RANGE THAT PERFECTLY COMPLEMENTS TODAY'S CURRENT CLIMATE.



PRODUCT PERFORMANCE

Inliten products are manufactured to only the highest quality standards and are backed by an exclusive 15 year performance guarantee.



MULTI CHAMBERS

Multi chambers within the profile helps eliminate heat loss through the frame; keeping your home warm and reducing waste energy.



ENERGY PERFORMANCE

Designed for enhanced energy and thermal performance, Inliten double glazed windows feature heat reflecting glass and 'A' ratings as standard on all casement-style windows.



POSITIVE DRAINAGE

Inbuilt channels within the profile system provides enhanced weather performance; ensuring your frames remain fully sealed and watertight.



CONCEALED GASKETS

Inliten frames feature concealed glazing gaskets for zero sightlines; ensuring that the gasket rubber does not obstruct the glazing area.



FRAME FINISH

All frames feature 100% lead-free, virgin skin surfaces. Frames are also fully welded for enhanced mechanical performance and aesthetic appeal.

ENERGY EFFICIENCY

OVER 20% OF HEAT LOSS WITHIN THE HOME OCCURS THROUGH OLD OR OUTDATED WINDOWS AND DOORS, RESULTING IN EXPENSIVE HOME HEATING BILLS. INLITEN PRODUCTS ARE THERMALLY EFFICIENT BY DESIGN; BY SELECTING INLITEN WINDOWS YOU COULD REDUCE YOUR HOME HEATING BILLS BY UP TO 40%.

Camden
ENERGY EFFICIENT
GUARANTEE

FRAMES

Inliten frames are designed with multiple internal chambers within the profile system. Each chamber acts as a barrier against heat loss from inside the home and against cold air entering from outside, ensuring excellent thermal efficiency.

GLAZING

Inliten energy efficient glazing units feature energy reflecting glass as standard, which maximises heat gain by retaining interior warmth and transmitting solar energy from outside. Thermo spacer bars connect the glazing panes, helping to eliminate cold areas at the edge of the unit, reducing condensation.



U-VALUES

U-values take into account all components of the window including the frame, glass and spacer bar; therefore the lower the U-value, the more energy efficient the window.

Inliten double glazed windows offer U-values of 1.4 W/m²K as standard ('A' rating), with the option to reduce the overall U-value to 1.2 W/m²K. By selecting Inliten triple glazed windows, featuring Soft Coat Xtra and Argon gas, you can further reduce the whole window U-value to only 0.8 W/m²K.

Inliten windows are independently tested and certified, and exceed building regulation requirements for energy efficiency, which can be beneficial if renting or selling a property.



SAFETY & SECURITY

INLITEN WINDOWS AND DOORS ARE MANUFACTURED TO PROVIDE ENHANCED STRENGTH AND SECURITY, ENSURING YOUR HOME AND FAMILY ARE KEPT SAFE AND SECURE.



FRAMES & GLAZING

Innovative design and manufacturing techniques ensures that Inliten frames are tough, robust and durable. All frames are fully welded for a strong and secure overall frame structure, and greater consistency of finish.

Stringent quality control procedures and checks take place at regular intervals in the production process to ensure that a strong, secure and quality product is produced.

All Inliten windows are internally glazed for extra security. This means that the glazing bead faces the interior of the home and therefore cannot be removed from outside the house; keeping your glazing unit safely and securely in place. For additional safety, glass can be specified as toughened or laminated.

LOCKING SYSTEMS

Safety and security is of utmost importance, that is why only high performance multi-point locking systems are fitted as standard to Inliten windows and doors.

Inliten products are also fitted with strong hinges and quality handles as standard. Inliten hardware components are salt spray tested to 600 hours (up to 3 times more than the industry standard) thereby ensuring longer term performance.



SHOOTBOLTS

Fitted to windows for enhanced security. Bolts shoot out from the top and bottom of the locking system and slot securely into keeps located on the outerframe.



TROJAN HINGE

Fitted to casement windows, these heavy-duty hinges are designed to offer extra strength and security. Ideal for triple glazed applications.



HOOK LOCKS

Fitted to doors for enhanced security. Hooks situated at the top and bottom of the locking system slot securely into keeps located on the outerframe.



RESTRICTOR HINGE

Fitted to windows for enhanced safety. Restrictors activate when the sash is opened and can be released manually from the inside.

FINISH & COLOURS

VISUAL APPEAL IS AN IMPORTANT FACTOR WHEN IT COMES TO CHOOSING FRAMES; THAT IS WHY WE HAVE DESIGNED ALL OUR PRODUCTS TO ONLY THE HIGHEST AESTHETIC STANDARDS.



SCULPTURED FINISH

All Inliten frames are fully sculptured for an enhanced aesthetic appearance, marking a positive move away from the straight lines typically associated with PVCu products.

The curved, shaped finish of Inliten products adds extra character to your windows and doors, ensuring they become a 'feature' of your home rather than just a necessity. Inliten products are designed for use in both new build homes and replacement projects.



PROFILE & GASKETS





Advanced manufacturing processes and stringent quality control procedures ensures that all Inliten products are flawless in appearance. This is further enhanced by Inliten's innovative profile design; all external frame surfaces are lead free and feature 100% virgin PVCu skins.

All glazing gaskets are designed to be concealed, ensuring that your view is not obstructed and your product maintains its high standard of performance and aesthetic appeal.

COLOUR OPTIONS

A range of traditional and contemporary colour finishes are available to complement your Inliten windows and doors.

Select a foil laminate finish or spray-painted RAL colour of your choice. In addition to classic white, we also offer:



SUSTAINABILITY

**INLITEN PRODUCTS
MEET THE STRINGENT
SUSTAINABILITY
DEMANDS OF THE
CURRENT CLIMATE
WITHOUT COMPROMISING
ON QUALITY OR
PERFORMANCE.**

WASTE REDUCTION

Inliten's innovative manufacturing processes virtually eliminates any material wastage. Our recycling facility has the capacity to reduce the amount of waste material going to landfill by up to 55 tonnes per week. In fact we ensure that all our Inliten frames feature up to 80% recycled material.

CARBON EMISSIONS

Inliten windows are energy efficient by design; multi-chambers within the profile system significantly reduce heat and energy loss from inside the home. By selecting Inliten frames you could reduce frame carbon emissions by up to 70%.

ENERGY EFFICIENCY

Inliten products are designed for maximum energy efficiency. By specifying Inliten, you can be sure of only the highest standards in performance, thermal efficiency and sustainability. Select Inliten triple glazed windows for whole window U-values as low as 0.8 W/m²K.

LEAD-FREE

Lead-free products are in high demand in today's current climate, especially in PVCu products. All Inliten products are therefore 100% lead free, ensuring the frame retains its long term appearance and performance.

FRAME LONGEVITY

Innovative design and development ensures that Inliten windows feature 100% virgin PVCu skins on all external surfaces. This ensures a longer term performance without compromising on overall quality or appearance. Inliten products are covered by an exclusive 15 year performance guarantee.



PRODUCT RANGE

CASEMENT WINDOWS

The traditional Casement style window is the most popular and versatile window design and offers superb protection against the wind and rain. Hinged either on the side or at the top, casement windows are the most energy-efficient option for most homes, and with a vast range of styles and decorative finishes available, Inliten casement windows are designed to complement any house type.



FRENCH WINDOWS

Stylish, secure and versatile, French windows, designed in the style as French doors, add a sense of elegance to any home. With two outward openings, and the facility to open either one side or both sides simultaneously, French windows maximise ventilation and also serve as a fire escape exit.



TILT & TURN

With their innovative hinge system, Tilt and Turn windows offer added safety and convenience features to the traditional casement window. Incredibly easy to operate, in the 'Tilt Position', the top tilts in towards the room to provide enhanced ventilation. In the 'Turn Position', the window opens inwards a full 90 degrees, making it suitable as a fire escape exit and also allowing the exterior of the window to be safely and easily cleaned from inside the house.



SHAPED WINDOWS

Shaped frames can create real stand-out and a unique look and feel to any new build home or renovation project. Through our advanced moulding and forming technology, we can create frames in virtually any shape, from round portholes to gothic arches and unsymmetrical shapes.

All shaped frames are designed to complement our Inliten window and door range; with a fully sculptured frame finish and a range of colour and glazing options available.





www.clochdoubleglazing.co.uk

01475 723 155 | info@clothdoubleglazing.co.uk

12 Drumfrochar Place, Greenock, Inverclyde, PA15 4BJ



Vers: SL 02/17

Copyright © Camden. Subject to Camden terms & conditions. Images are for illustration purposes only and may differ from product supplied. All content is correct at time of print and may be subject to change at discretion of Camden.

Camden are pleased to offer customers a 15 year performance guarantee on our Window range.